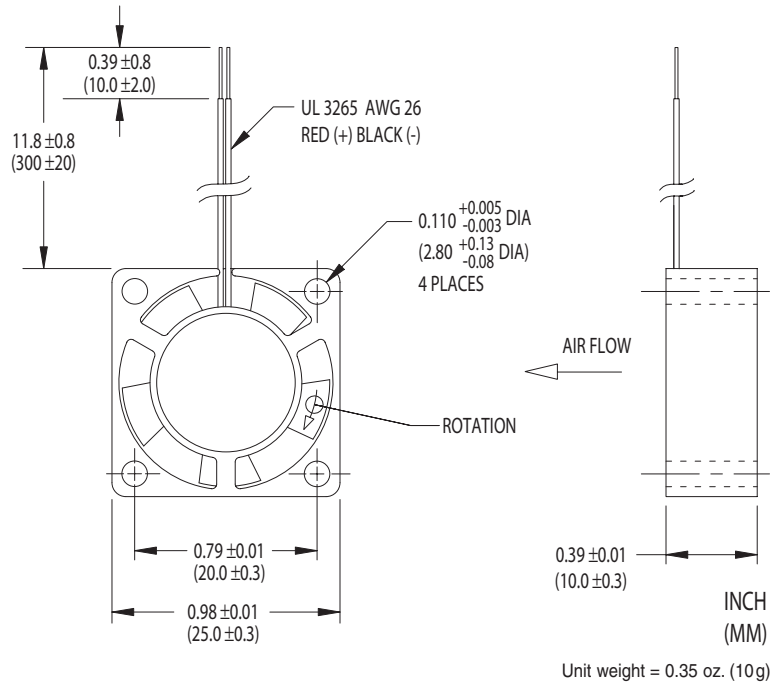


25×10mm




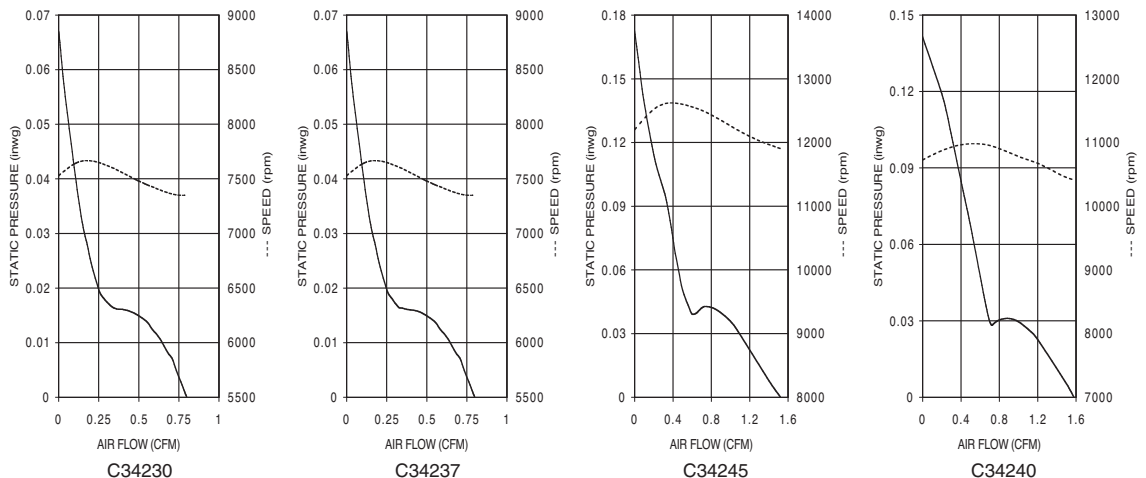
- ▶ Ultra-Compact 25 × 10 mm Frames
- ▶ 0.8 or 1.5 CFM Air Flow Ratings
- ▶ 5V and 12V Models
- ▶ Low Current Drain
- ▶ Strut Side Discharge
- ▶ Permanently Lubricated Ball Bearings
- ▶ Alarm and Tachometer Signal Options Available
- ▶ Energy-Absorbing Thermoplastic Housing and Impeller Rated V-0



TA100DC Series—Electrical and Mechanical Characteristics

Model	Operating Voltage			Current (mA)	Power (W)	Sound Level			Fan Speed (rpm)	Bearing	Operating Temp.	
	Air Flow (CFM)	Nom. (V)	Range (V)			Pressure (dBA)	NPEL (Bels)	Fan Speed (rpm)			Min. (°C)	Max. (°C)
C34230	0.8	5.0	4.5-5.5	70	0.35	13.7	3.5	7,500	Ball	-10	+60	
C34237	0.8	12	10.2-13.8	50	0.60	13.7	3.5	7,500	Ball	-10	+60	
C34245	1.5	5.0	4.5-5.5	130	0.65	17.8	4.0	10,000	Ball	-10	+60	
C34240	1.5	12	10.2-13.8	60	0.72	17.8	4.0	10,000	Ball	-10	+60	

Note: Air flow, current, power, speed and sound level ratings are at nominal voltage against zero static pressure. NPEL = Noise Power Emission Level. Power termination and signal options are designated by two-digit suffixes added to the model names: For color-coded 300mm power leads with stripped ends, add "-16" to the model numbers.



Nidec
Nidec America Corporation

phone 781-769-0619 · fax 781-551-6825 · email fans@nidec.com · www.nidec.com